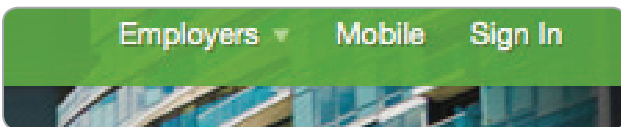


THE TYPICAL GLASSDOOR PROFILE HAS 3X MORE TRAFFIC THAN THE SAME COMPANY PAGE ON LINKEDIN

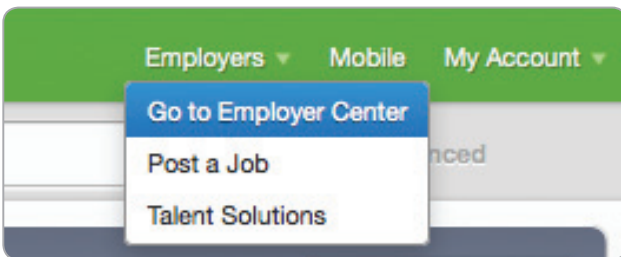


To see activity on your Glassdoor company profile, you must have a free employer account. If you don't have one, take a second to [request a FREE account](#).

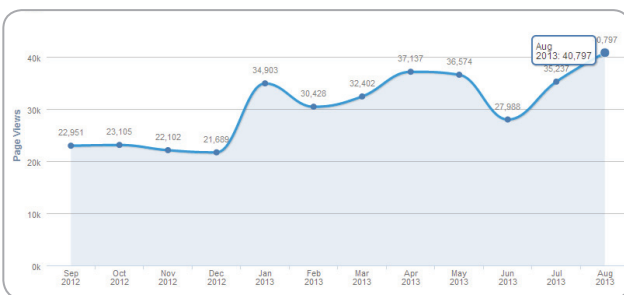
- 1.) Sign in to Glassdoor with your free employer account



- 2.) From the header navigation, click "Employers" > "Go to Employer Center"

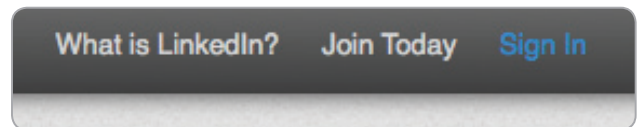


- 3.) From the "Insights" page, find the Awareness chart at the top of the page and hover over the most recent complete month in the chart. That's your Glassdoor page view activity for that month!

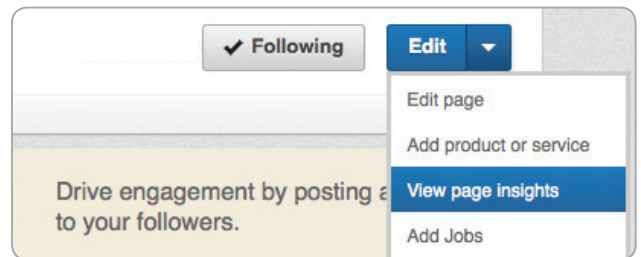


To see activity on your LinkedIn company page, you must be an Admin. If you don't have access, you will need to ask an existing Admin to provide this info.

- 1.) Sign in to your LinkedIn company page with admin access



- 2.) Visit your company page and click "Edit" > "View Page Insights"



- 3.) From the "Page Insights" page, find the page views chart at the top of the page and hover over the most recent complete month in the chart. That's your LinkedIn page view activity for that month!

